

Kotara High School Canvas

Pairing students with Observers [parent/guardian]



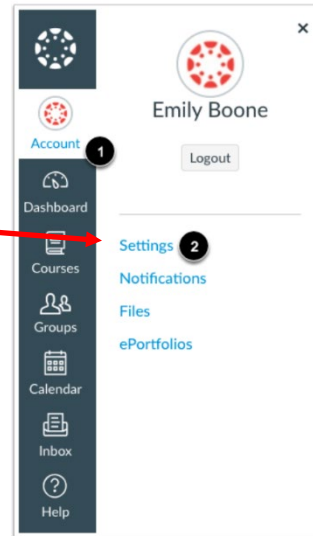
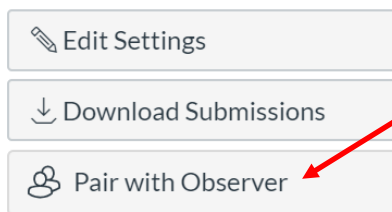
This information is for ALL Year 7 students/parents and carers **AND** students who are new to Kotara HS or have never interacted with Canvas as an Observer.

Step One: - Students generate pairing code for parents/carers

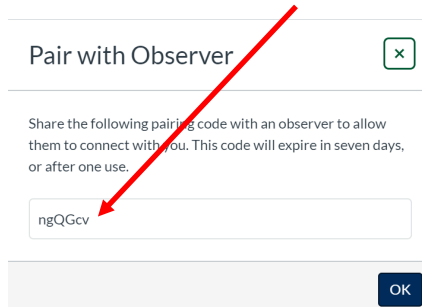
Your child is able to generate their own pairing code for you to use to observe your child in Canvas.

Students log into their Kotara HS Canvas account and generate a pairing code for you by clicking on settings.

Then select the Pair with Observer icon on the right hand side



You will then receive a unique, case sensitive pairing code. [the code below is for demonstration purposes only].



Step Two: - Parent/Carer creates a Canvas Account that is paired with their child

Please access the school website

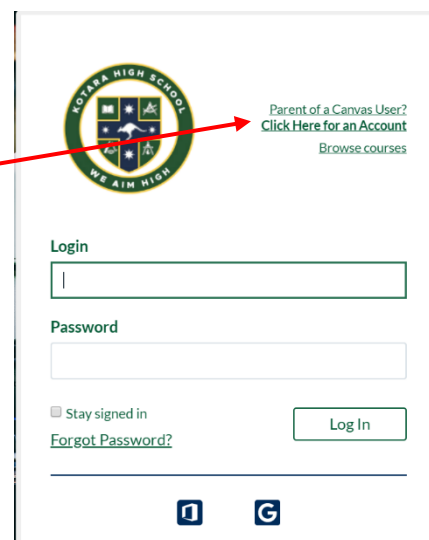
<https://kotara-h.schools.nsw.gov.au/>

and click on the following link on the homepage.



Canvas access for parents/observers

And then click on



Fill in the information below and add the pairing code that you have generated [above].

Parent Signup ×

Your Name

Your Email

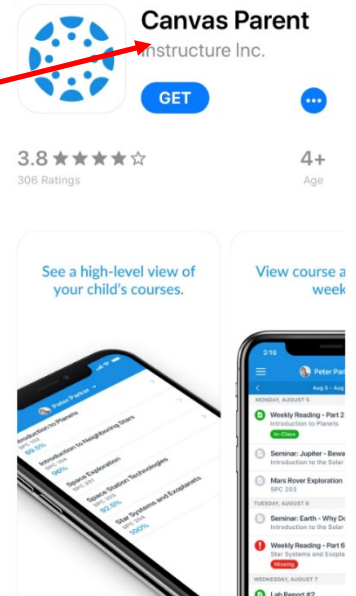
Password

Re-enter Password

Student Pairing Code [What is a pairing code?](#)

You agree to the [terms of use](#) and acknowledge the [privacy policy](#).

After you have completed the registration process you may wish to download the Canvas Parent App in the Google Play or App Store

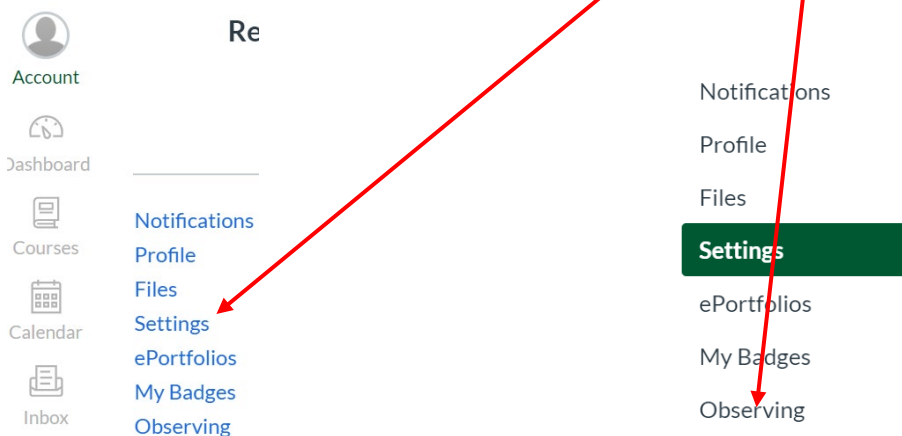


You will now be observing your child.

Step Three: - Adding another child to your Canvas parent account

If you have more than one child enrolled at Kotara HS and wish to add another child to your account please follow the steps below:

Click on your account [left hand side] and select Settings. Then click on Observing.



Observing

Student Pairing Code

Students Being Observed

You may add any other students to your account by adding their personal pairing codes here. Students you are already observing are listed below.